

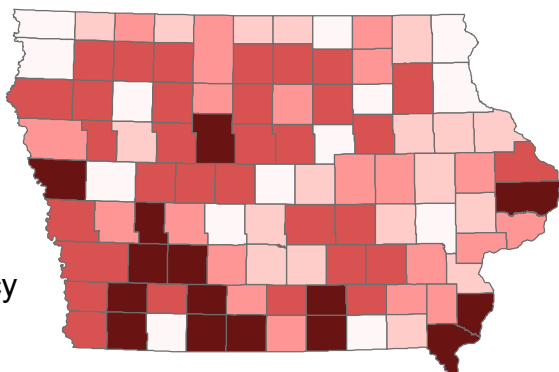
Percent of new moms who smoked before and during third trimester of pregnancy, Iowa

2007-2008

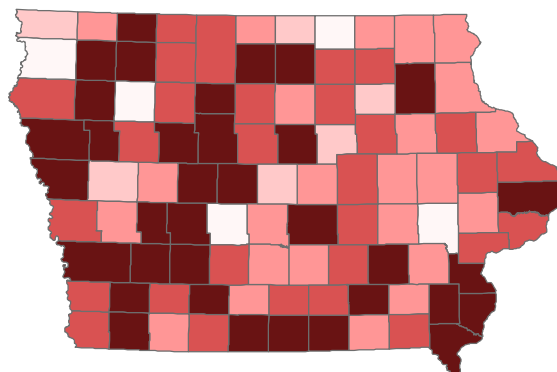
2009-2010

2011

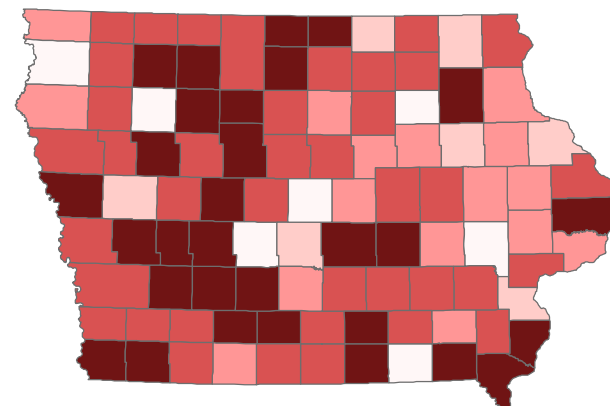
Smoked
before
pregnancy



state average: 24.1%, 73 counties \geq 22.8%:
2 counties \leq 13.7%

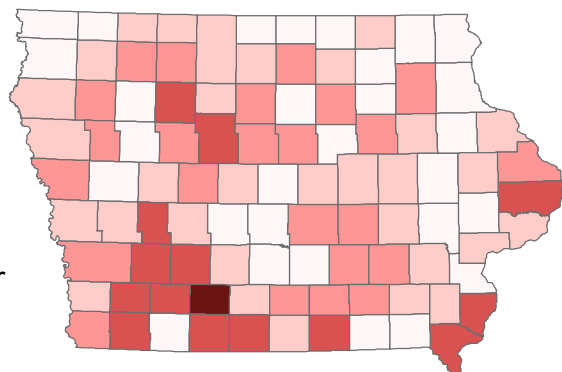


state average: 21.9%, 64 counties \geq 22.8%
5 counties \leq 13.7%

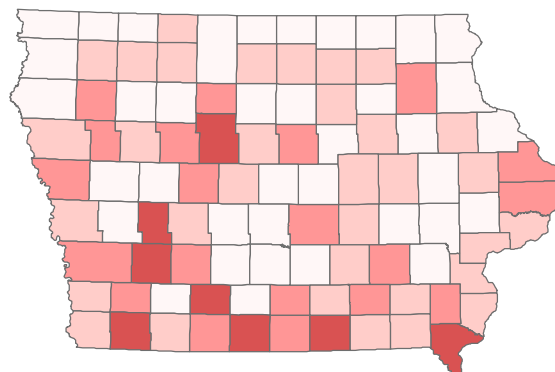


state average: 20.9%, 70 counties \geq 22.8%
6 counties \leq 13.7%

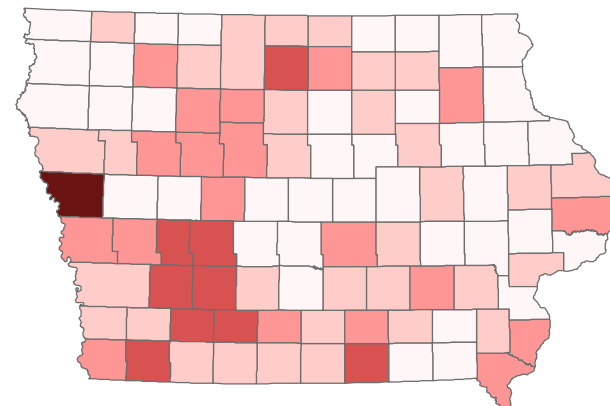
Smoked
during
third
trimester



state average: 14.6%, 15 counties \geq 22.8%
29 counties \leq 13.7%

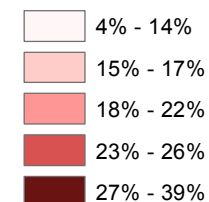


state average: 13.2%, 8 counties \geq 22.8%
39 counties \leq 13.7%



state average: 12.6%, 10 cnties \geq 22.8%
38 cnties \leq 13.7%

% that smoked



Average annual percent of new moms giving live birth who smoked cigarettes three months before pregnancy and percent who smoked during third trimester, by county, Iowa, 2007-08, 2009-10, 2011. Quintile break points are based on overall distribution of rates for all maps shown, not the distribution of rates for each map. Published 2012.

Source: Iowa certificates of live birth database, 2007-11, Iowa Dept. of Public Health. Contact: joann.muldoon@idph.iowa.gov.

Web site <http://www.idph.state.ia.us/tobacco/default.asp>